


## The RT-Series at a glance.

With Roland's RT-Series drum triggers, acoustic drummers can conveniently tap into the world of electronic drums. These durable and ultra-sensitive triggers install quickly, and without altering the acoustic kit's natural sound.

- Superior sensor construction offers precise triggering while maintaining natural acoustic sound
- Can be easily installed or removed without damaging acoustic drums
- RT-5S and -7K employ V-Drums® sensor technology to capture the most delicate nuances
- Rock-solid construction built to withstand aggressive playing
- RT-5S supports acoustic/mesh heads, both with separate head and rim triggering
- Works directly with Roland V-Drums modules and SPD-Series pads\*
- Play MIDI modules when used with Roland TMC-6 Trigger MIDI Converter

\*Except SPD-6.



RT-7K Kick Trigger



RT-5S Snare Trigger



RT-3T Tom Trigger

## RT-Series Specifications

### RT-7K Kick Trigger

• **Trigger:** 1 • **Connector:** Trigger output jack (1/4 inch phone type) • **Dimensions:** 52 (W) x 110 (D) x 72 (H) mm / 2-1/16 (W) x 4-3/8 (D) x 2-7/8 (H) inches • **Weight:** 175 g / 7 oz • **Accessories:** Owner's Manual, Connection Cable, Hoop Guard • **Guide for installation:** Height from rim upper edge to head: 36 mm / 1-7/16 inch, Rim thickness: 13 mm / 9/16 inch

### RT-5S Snare Trigger

• **Triggers:** 2 (Head, Rim) • **Rim Level Knob:** 1 • **Connector:** Trigger output jack (stereo 1/4 inch phone type) • **Dimensions:** 52 (W) x 100 (D) x 53 (H) mm / 2-1/16 (W) x 3-15/16 (D) x 2-1/8 (H) inches • **Weight:** 160 g / 6 oz • **Accessories:** Owner's Manual, Connection Cable • **Guide for installation:** 11 to 15 mm / 7/16 to 5/8 inch from the upper edge of the rim to the height of the head

### RT-3T Tom Trigger

• **Trigger:** 1 • **Connector:** Trigger output jack (1/4 inch phone type) • **Dimensions:** 52 (W) x 70 (D) x 48 (H) mm / 2-1/16 (W) x 2-13/16 (D) x 1-15/16 (H) inches • **Weight:** 105 g / 4 oz • **Accessories:** Owner's Manual, Connection Cable • **Guide for installation:** 11 to 15 mm / 7/16 to 5/8 inch from the upper edge of the rim to the height of the head

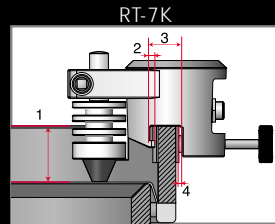
**Supported Sound Modules:** TD-10, TDW-1, TD-8, TD-6, RM-2, TMC-6, SPD-6, SPD-20, HPD-15

\* The performance of the RT-Series can be affected by elements such as the type of drum being used, the tuning and use of a mute. For best performance, refer to both the drum trigger's and sound module's Owner's Manual and set the trigger parameters accordingly.

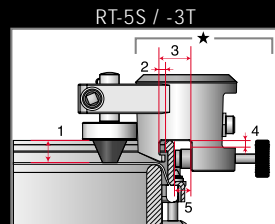
\* Be sure to mute the bass and snare drum (toms can also be muted if external vibrations are picked up).

\* Use a mute ring or mute-type drum head to improve the performance of the RT-5S Snare Trigger.

## Measurements




1. 30 to 36 mm / 1-3/16 to 1-7/16 inches
2. 2.5 mm / 1/8 inch
3. 16 mm / 11/16 inch
4. -4 to 13 mm / -3/16 to 9/16 inch



★ Measurements shown apply to the RT-3T.

1. 11 to 15 mm / 7/16 to 5/8 inch
2. 2.5 mm / 1/8 inch
3. 16 mm / 11/16 inch
4. 4.2 mm / 3/16 inch
5. -4 to 13 mm / -3/16 to 9/16 inch

# Acoustic Drum Trigger Application Guide



RT-7K  
Kick Trigger



RT-5S  
Snare Trigger



RT-3T  
Tom Trigger

## Get the most from your acoustic set.

If you own an acoustic drum set but want to play electronic sounds, there is a simple solution: Roland's RT-Series Acoustic Drum Triggers. These drum triggers can be installed non-permanently on an acoustic set. Once in place, they send a trigger signal to compatible sound modules, giving acoustic drummers access to entirely new sound palettes. This Application Guide will show you how to put the RT-Series to work for you.

**Roland**  
WE DESIGN THE FUTURE

Roland Corporation U.S.  
5100 S. Eastern Avenue P.O. BOX 910921  
Los Angeles, CA 90091-0921  
Phone: (323) 890.3700 Fax: (323) 890.3701  
Visit us online at [www.RolandUS.com](http://www.RolandUS.com)

All specifications and appearances are subject to change without notice.  
All trademarks are the property of their respective companies.

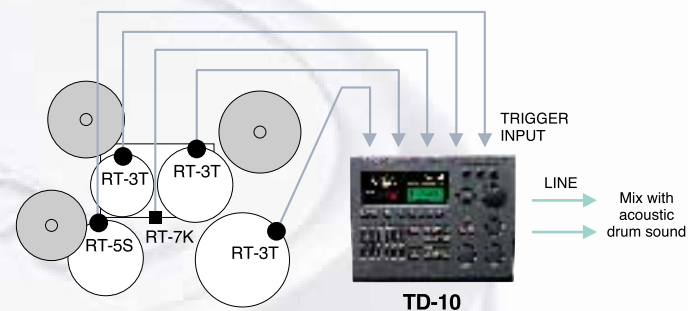
Printed in Japan JUL. '03 RAM-3725 A-4 PBL-UPR-N

**Roland**

# How to use acoustic triggers.

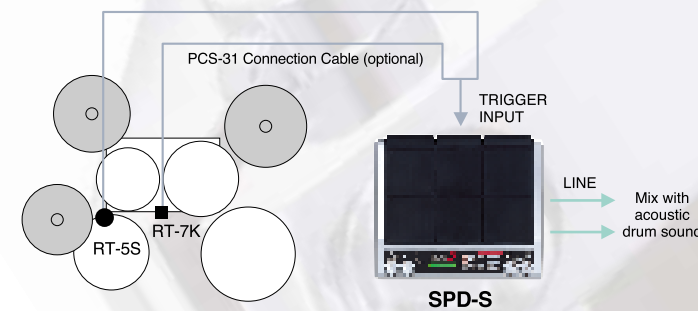
Once installed, there are several ways to use RT-Series triggers to play external sounds. The easiest setup involves Roland's TD-Series and SPD-Series Percussion Sound Modules, since they offer hundreds of high-quality sounds and direct connection to the triggers. You can also use Roland's TMC-6 Trigger MIDI Converter to act as a "bridge" between the triggers and a MIDI module or sequencer.

## Play a TD-Series brain



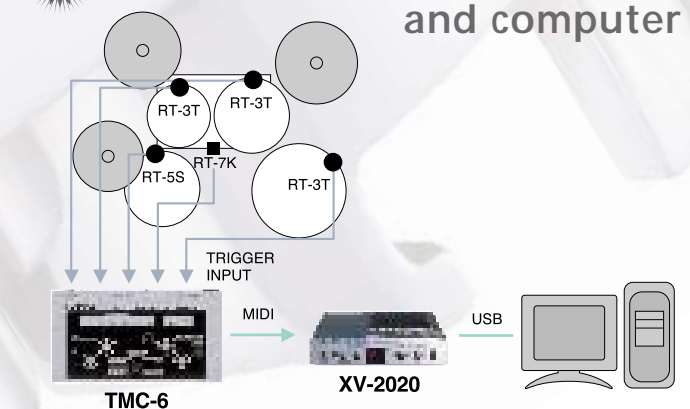
By connecting RT-Series triggers (installed on the kick, snare and toms) to one of Roland's TD-Series brains—like the TD-10, TD-8 and TD-6—you can play high-quality V-Drums sounds right from your acoustic set, or blend electronic and acoustic sounds to create more unique sounds. Create the ultimate kick drum by combining the acoustic kick with an electronic kick, or trigger orchestral stabs from the snare's rim. You can even trigger sequences, such as a bass pattern, using the TD-Series' Tap Sequence function. To advance through the sequenced notes, just tap on the kick. The possibilities are endless!

## Trigger an SPD-Series module



In this example, an RT-7K Kick Trigger and RT-5S Snare Trigger are connected to an SPD-S Sampling Pad. The SPD-S not only contains a selection of preset sounds, but can also sample—making this the easiest way to add sampling to an acoustic set. Using the SPD-S' Velocity Switch setting, you can set the snare and bass drum each to trigger a different sample depending on how hard the drum is hit. For example, a strong hit could trigger a gated sound while a lighter hit could trigger a dry sound.

## Connect a MIDI module and computer




Roland's TMC-6 Trigger MIDI Converter changes the trigger impulses received from the RT-Series into MIDI messages—making it possible to play MIDI modules like Roland's XV-2020, or even record your performance into a sequencer. This type of setup not only gives you the most flexibility in terms of sounds, but also the ability to create more natural drum tracks when sequencing in the studio—be it on a computer or hardware sequencer.

## Choose from a variety of Roland sound modules.

### Pro-quality modules with hundreds of sounds

Roland's percussion sound modules have become the mainstays of drummers and percussionists because of their high-quality sounds. With the RT-Series, acoustic drummers can take advantage of these world-class sounds without complicated setups, since each module includes several Trigger inputs. The RT-Series is compatible with TD-Series modules (TD-10/8/6), the SPD-20 and SPD-S, and the HPD-15 HandSonic®—giving acoustic drummers options galore and sounds ranging from acoustic and electronic drums to sound effects, world percussion and more.



### Take the monotony out of practice

The RM-2 Rhythm Coach is an integrated metronome/sound module with a built-in "Rhythm Coach" rhythm training function. It features a dual-trigger input for playing separate snare/rim sounds while practicing. It's perfect for use with the PCK-1 Practice Conversion Kit, which includes a quiet 14-inch mesh head, RT-5S Snare Trigger and rubber rim silencer.

PCK-1 with the optional RM-2



### Expand your drum sounds

The TMC-6 makes it easy to trigger MIDI modules and samplers from an acoustic drum set, or expand the trigger inputs of electronic kit. Lightning-fast V-Drums triggering technology ensures accurate and reliable triggering for uncompromised performance.



TMC-6